



 **KC** /  **NEPSI flameproof**

**Explosion proof solenoid valve
for a confident control in
rough working environments**

Features

- ▶ Rugged aluminum die-cast housing
- ▶ Convertible from 5/2 way to 3/2 way
- ▶ Rotatable valve head for optimal mounting
- ▶ Direct NAMUR mounting or screw mounting

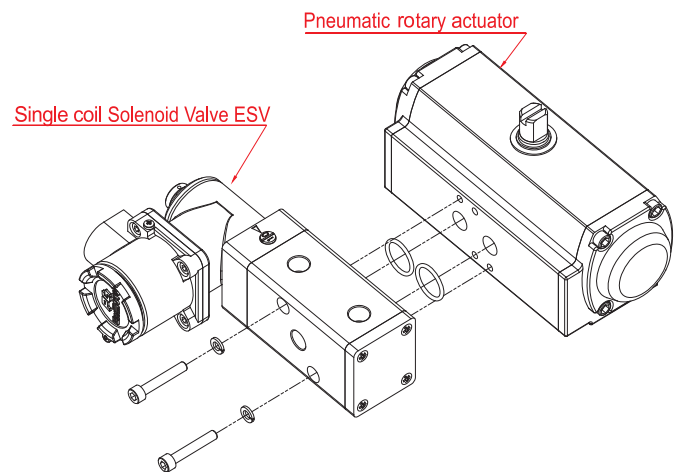
Specifications

Model	ESV-S
Operating Air Pressure	1.5 - 10 bar
Air Supply (Max.)	15 bar
Operating Voltage : Current	AC 110V : 55 mA AC 220V : 17 mA DC 24V : 138 mA*
Voltage Tolerance	± 10%
Frequency	50Hz / 60Hz
Explosion Proof Class	Exd IIC T6 (KOSHA Cert. No. 2008-1052-Q1)
Operating Ambient Temperature	-20°C - +60°C
Flow Capacity (Cv)	0.9
Mounting Configuration	NAMUR or screw interface
Pneumatic Connections	PT(Rc) 1/4 or NPT 1/4
Electrical Connection	PF(G) 1/2 or NPT 1/2
Coil Insulation Grade	Class F **
Duty Cycle	100%
Weight	0.9 kg

* DC 110V, DC 220V : On request

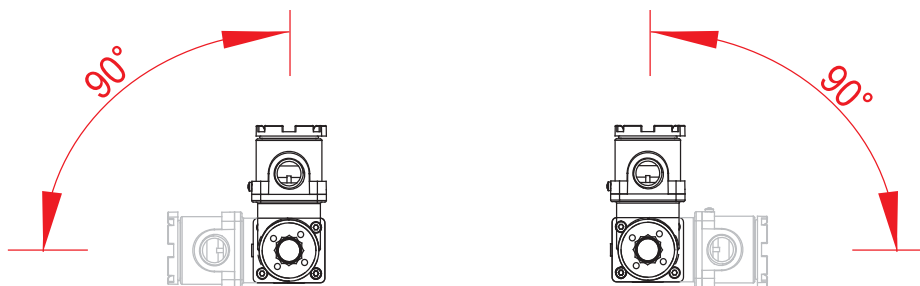
** Class H : On request

Mounting



Rotatable Valve Head

The ESV valve head can be rotated by 90° to the right or to the left for an optimal mounting as shown below



ESV-S (Single Coil)

Solenoid Valve

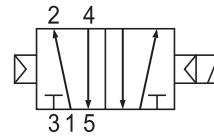
How to Order



Description	Code
Operating Voltage :	A220 : AC 220V A110 : AC 110V D24 : DC 24V
Connections : (pneumatic - electrical)	P : PT(Rc) 1/4 - PF(G) 1/2 N : NPT 1/4 - NPT 1/2

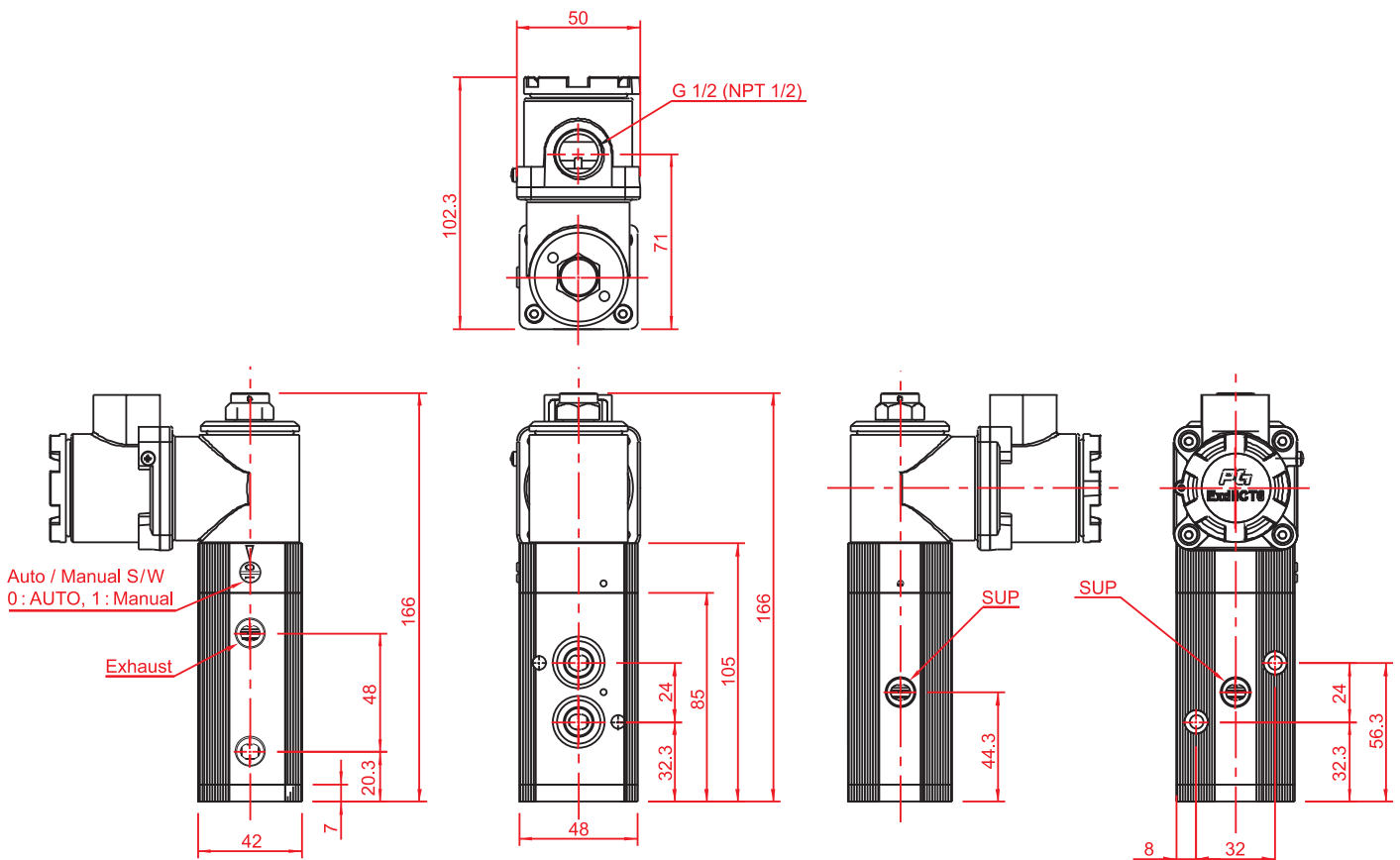
Ex) ESV-S-D24P (Single Coil, 24VDC, Rc 1/4 - G 1/2)

Symbol of Operation



Dimensions

Single Coil Type





 **KC** /  **NEPSI flameproof**

**Explosion proof solenoid valve
for a confident control in
rough working environments**

Features

- ▶ Rugged aluminum die-cast housing
- ▶ Convertible from 5/2 way to 3/2 way
- ▶ Rotatable valve head for optimal mounting
- ▶ Direct NAMUR mounting or screw mounting

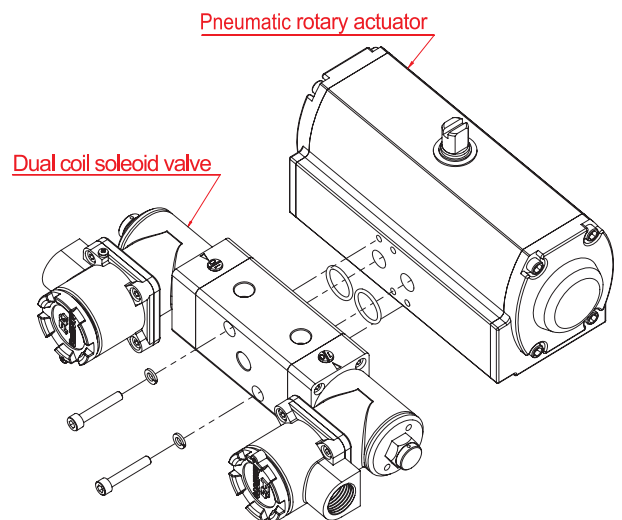
Specifications

Model	ESV-D
Operating Air Pressure	1.5 - 10 bar
Air Supply (Max.)	15 bar
Operating Voltage : Current	AC 110V : 55 mA AC 220V : 17 mA DC 24V : 138 mA*
Voltage Tolerance	± 10%
Frequency	50Hz / 60Hz
Explosion Proof Class	Exd IIC T6 (KOSHA Cert. No. 2008-1052-Q1)
Operating Ambient Temperature	-20°C - +60°C
Flow Capacity (Cv)	0.9
Mounting Configuration	NAMUR or screw interface
Pneumatic Connections	PT(Rc) 1/4 or NPT 1/4
Electrical Connection	PF(G) 1/2 or NPT 1/2
Coil Insulation Grade	Class F **
Duty Cycle	100%
Weight	1.4 kg

* DC 110V, DC 220V : On request

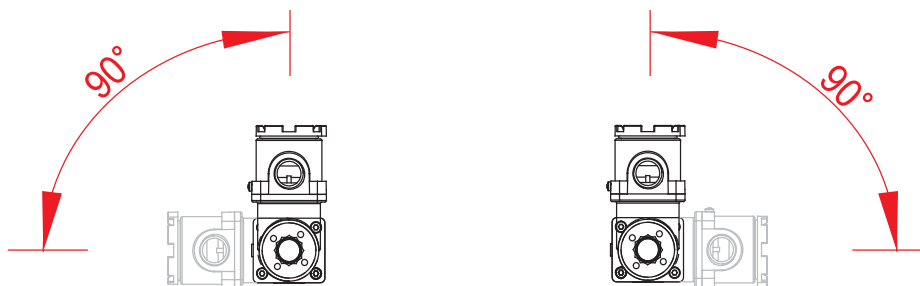
** Class H : On request

Mounting



Rotatable Valve Head

The ESV valve head can be rotated by 90° to the right or to the left for an optimal mounting as shown below



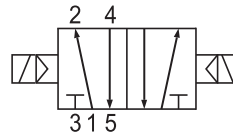
How to Order

ESV	D	Operating Voltage	Connections (Pneumatic / Electrical)
------------	----------	-------------------	---

Description	Code
Operating Voltage :	A220 : AC 220V A110 : AC 110V D24 : DC 24V
Connections : (pneumatic - electrical)	P : PT(Rc) 1/4 - PF(G) 1/2 N : NPT 1/4 - NPT 1/2

Ex) ESV-D-D24P (Dual Coil, 24VDC, Rc 1/4 - G 1/2)

Symbol of Operation



Dimensions

Dual Coil Type

